

Product Outline, Mounting Dimension, and Weight:

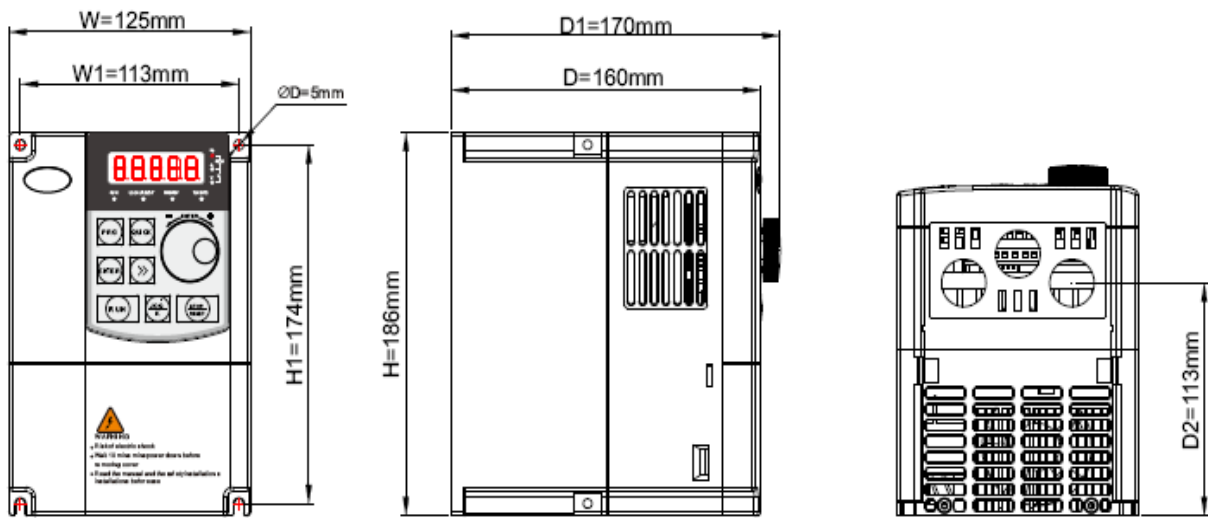


Fig 1(R75G3-2R2G3)

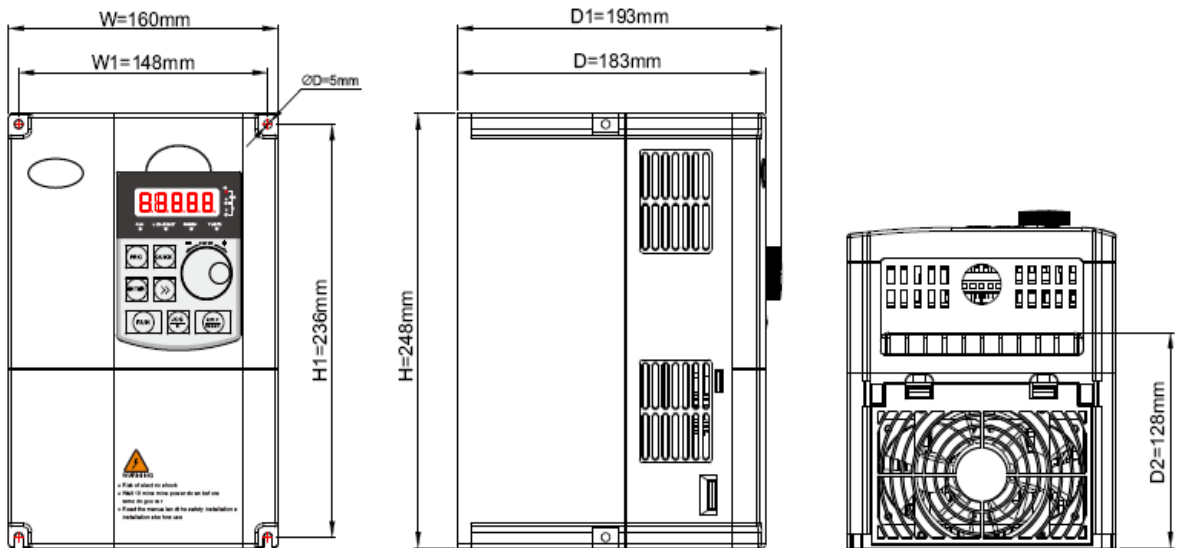


Fig 2(004G3-7R5G3)

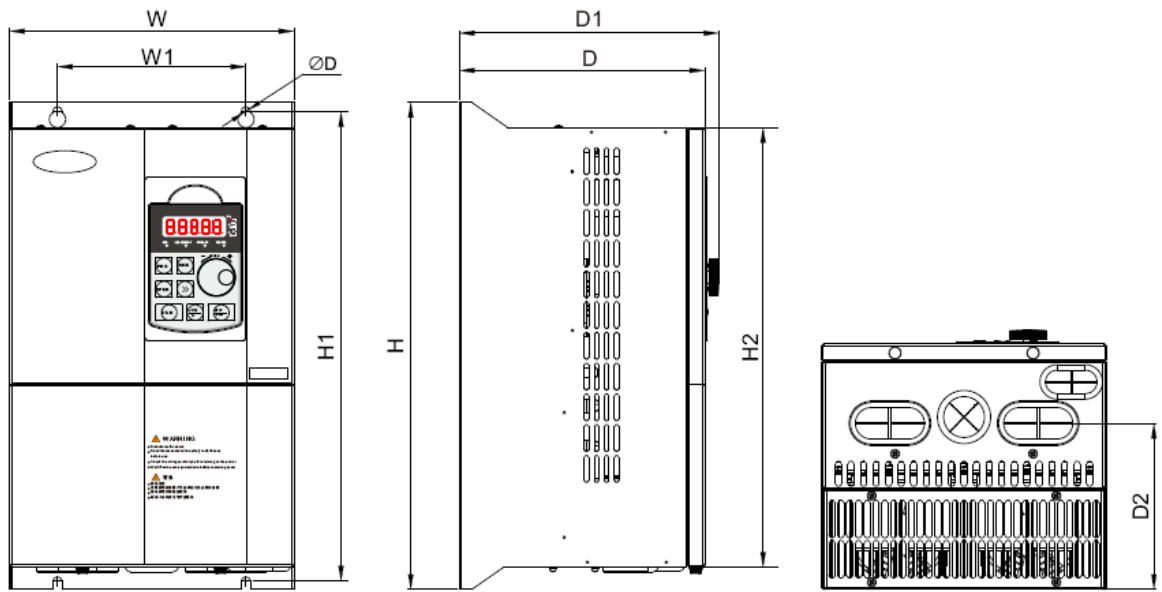


Fig 3(011G3-200G3)

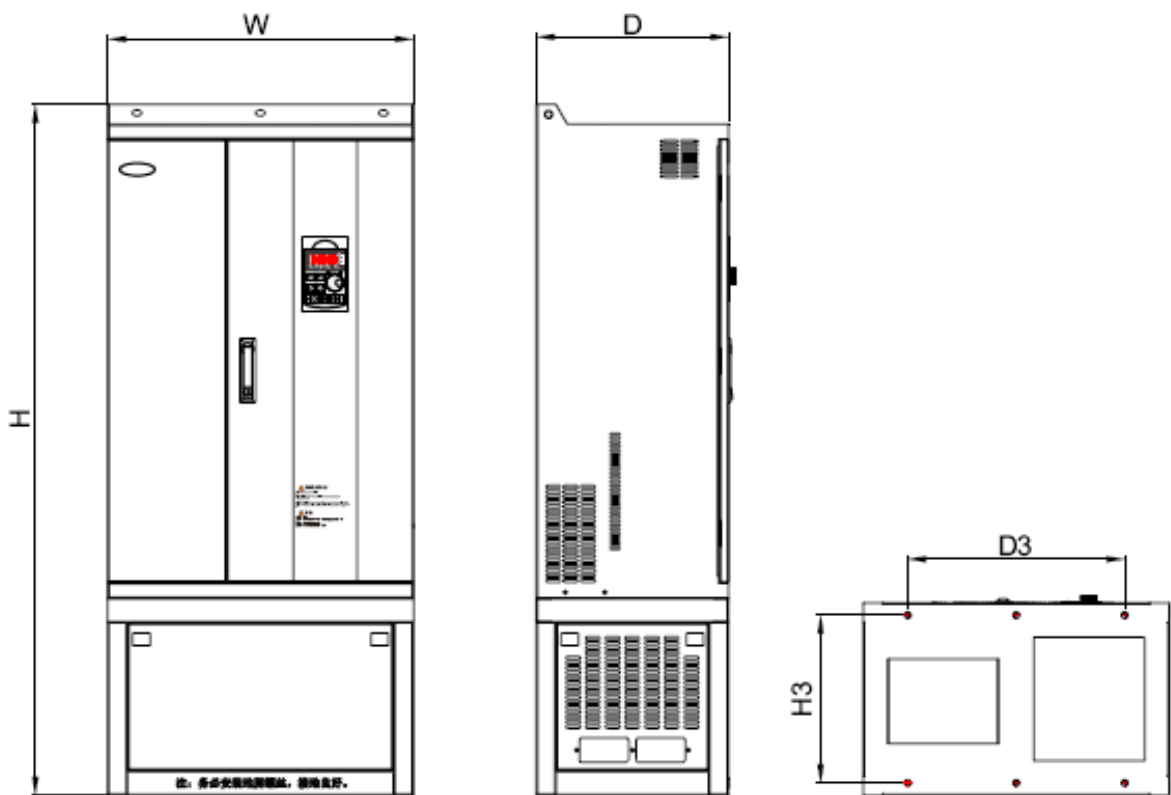


Fig 4(185G3-560G3)

Model	External dimension (mm)			Installation hole location (mm)					Mounting aperture (mm)	Figure
	W	H	D	W1	H1	D1	H2	D2	d	
Three-phase G3 380V										
HV610-R75G3	125	186	160	113	174	170	/	113	5	1
HV610-1R5G3										
HV610-2R2G3										
HV610-004G3	160	248	183	148	236	193	/	128	5	2
HV610-5R5G3										
HV610-7R5G3										
HV610-011G3	195	330	185	150	315	197	284	130	6	3
HV610-015G3										
HV610-018G3	227	388	196	150	375	206	350	133	7	3
HV610-022G3										
HV610-030G3	255	435	202	150	425	213	400	140	7	3
HV610-037G3										
HV610-045G3	307	557	266	230	537	278	501	204	9	3
HV610-055G3										
HV610-075G3	377	628	280	240	600	292	568	228	9	3
HV610-093G3										
HV610-110G3										
HV610-132G3	500	788	350	270	762	357	728	266	13	3
HV610-160G3										
HV610-185G3	540	900	348	320	867	358	828	278	13	3
HV610-200G3	Cabinet machine (H x W x D): 11268x540x358 (H3=266mm D3=440mm)									4
HV610-220G3										
HV610-250G3	620	1035	390	500	1005	400	960	307	13	3
HV610-280G3	Cabinet machine (H x W x D): 1400x620x400 (H3=340mm D3=440mm)									4
HV610-315G3	780	1290	400	600	1257	410	1203	316	13	3
HV610-355G3	Cabinet machine (H x W x D): 1650x780x410 (H3=340mm D3=600mm)									4
HV610-400G3										
HV610-450G3	Cabinet machine (H x W x D): 1750x950x460 (H3=320mm D3=820mm)									4
HV610-500G3										
HV610-560G3										